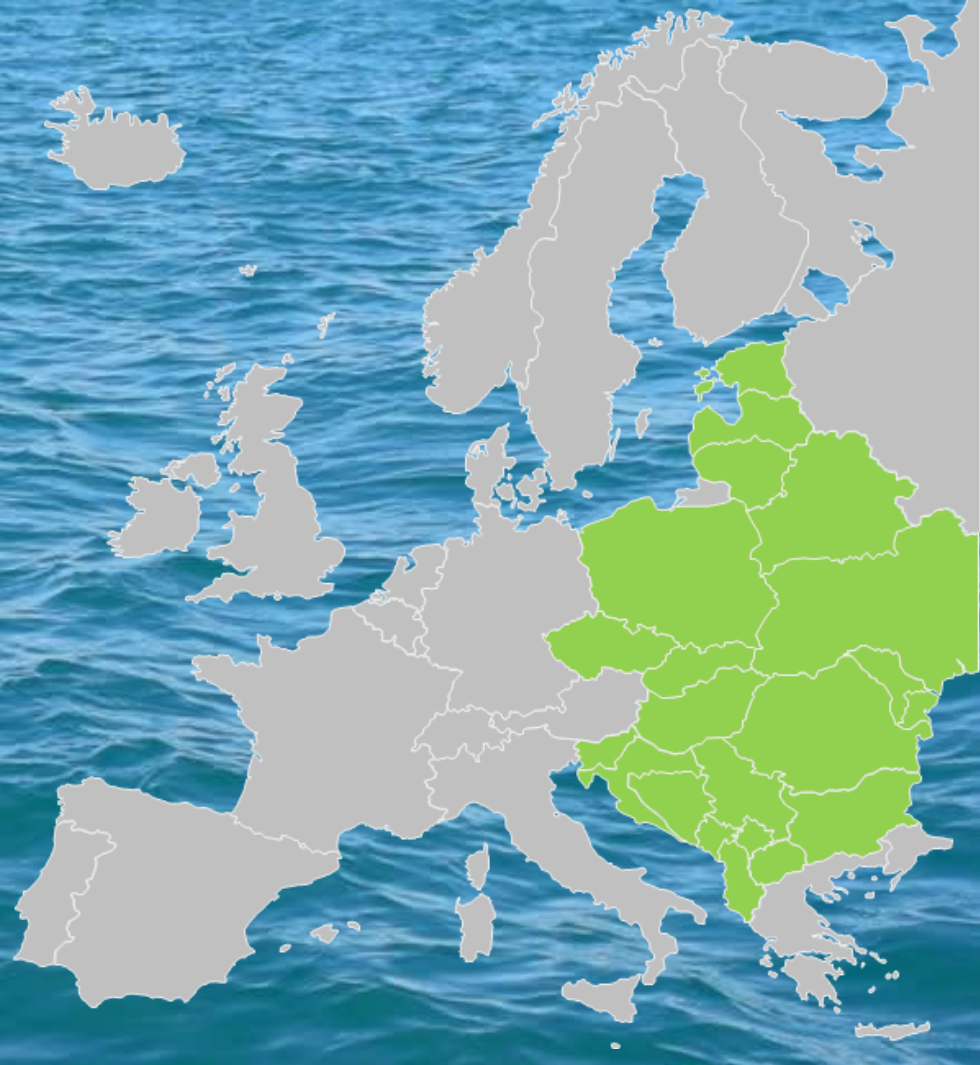


Banking in Emerging Europe **“Challenges & Opportunities”**

London 17th – 18th November 2016

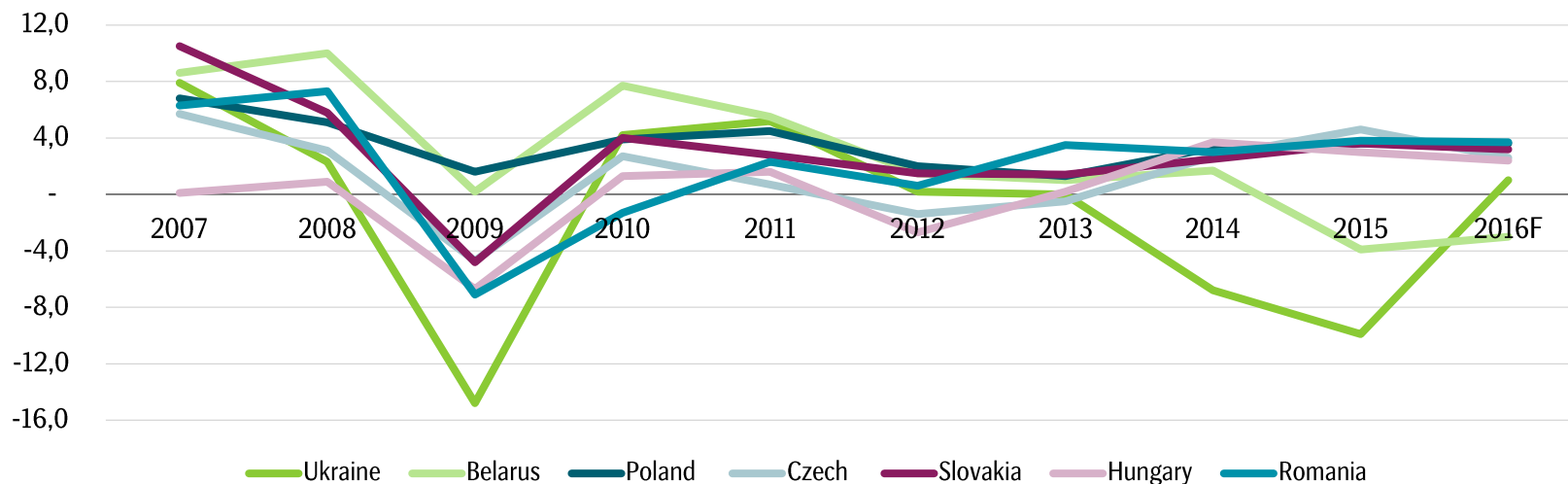









The 8th City of London Biennial Meeting 2016
”Striving for Stability in a Highly Uncertain World”

Kristian Andersson

Statistics

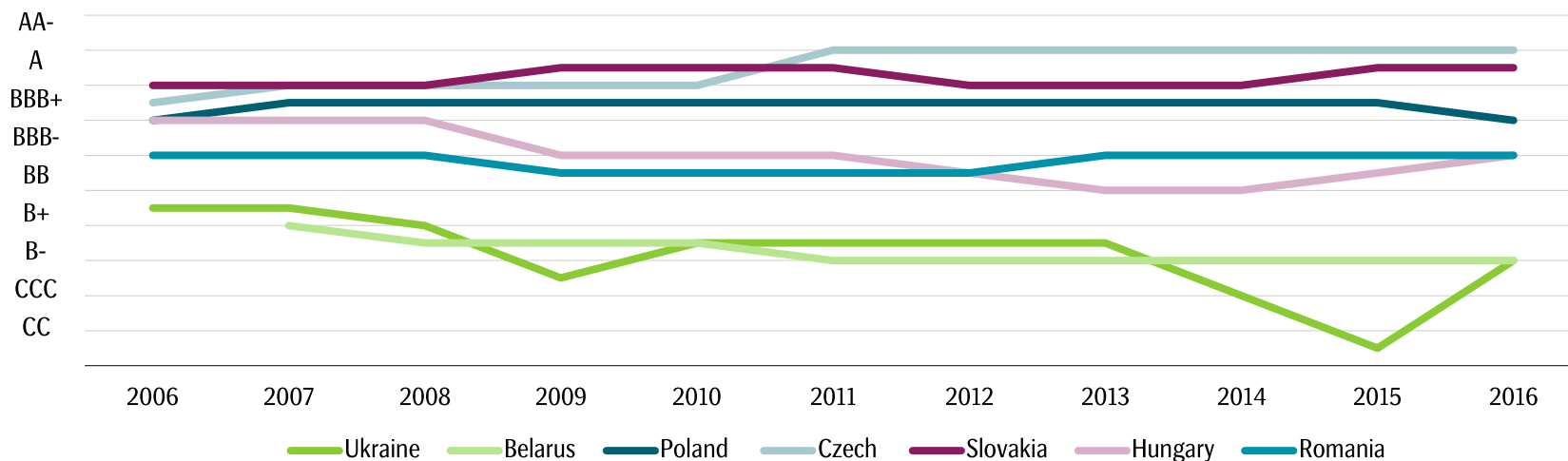
GDP Development of emerging countries



		Population, mln	Territory, sq.km	GDP per capita, USD	Inflation (%)
	UKRAINE	42,488	603 549	2 979	43,3
	BELARUS	9,498	207 595	4 855	15
	POLAND	38,627	312 679	14 441	-0,8
	CZECH	10,538	78 866	17 850	0,4
	SLOVAKIA	5,400	49 034	17 888	-0,2
	HUNGARY	9,937	93 036	13 910	0,1
	ROMANIA	19,942	238 391	16 518	-0,6

Ratings

Standard & Poor's rating



EASE OF DOING BUSINESS RATING

		2007	2008	2009	2010	2011	2012	2013	2014	2015	2016	2017
	UKRAINE	128	139	145	142	145	152	137	112	96	83	80
	BELARUS	129	110	85	58	68	69	58	63	57	44	37
	POLAND	75	74	76	72	70	62	55	45	32	25	24
	CZECH	52	56	75	74	63	64	65	75	44	36	27
	SLOVAKIA	36	32	36	42	41	48	46	49	37	29	33
	HUNGARY	66	45	41	47	46	51	54	54	54	42	41
	ROMANIA	49	48	47	55	56	72	72	73	48	37	36

Source: World Bank